

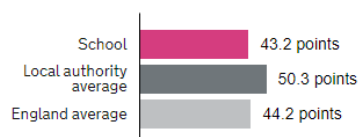
## Shoeburyness High School School Performance Measures

### Progress 8 score [?](#)

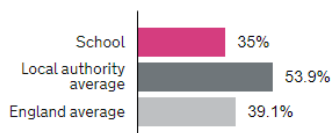
**Average + 0.06**

[More score details](#) [?](#)

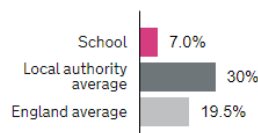
### Attainment 8 score [?](#)



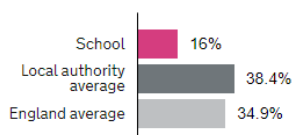
### Grade 5 or above in English & maths GCSEs [?](#)



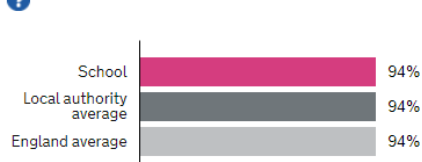
### Achieving EBacc at grade 5/C or above [?](#)



### Entering EBacc [?](#)



### Staying in education or entering employment [?](#)



### Performance at grade 4/C or above

	School	Local authority state-funded schools	England state-funded schools
Grade 4 or above in English and maths GCSEs	61%	70.60%	63.30%

### Pupil destinations - what pupils did after key stage 4

This data, published in October 2017, is for pupils who completed [key stage 4](#) in 2015, which is the most recent data available.

	School	Local authority state-funded schools	England state-funded schools
Pupils staying in education or employment for at least two terms after key stage 4 <a href="#">▶ more info</a>	94%	94%	94%
Total number of pupils included in destination measures <a href="#">▶ more info</a>	277	2120	553910

Here is the link to the DfE School Performance tables

<https://www.compare-school-performance.service.gov.uk/school/137733>

### Key Stage 5 Value added

Qualification Type	Value Added
Academic	0.03 (in line with national 0.00)
GCSE A level	-0.01 (in line with national 0.00)
Applied general	-0.17 (in line with national 0.00)
Average Grade	
A level	D+
Academic	D+
Applied general	Distinction+
Technical level	Merit+
English progress measure	0.93 (above national 0.00)
Maths progress measure	0.53 (above national 0.00)