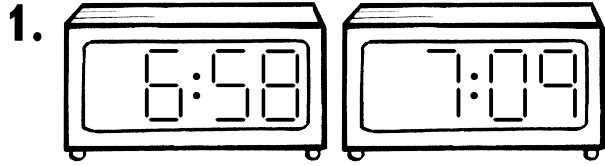


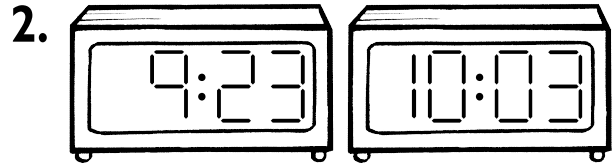
# What's the difference?



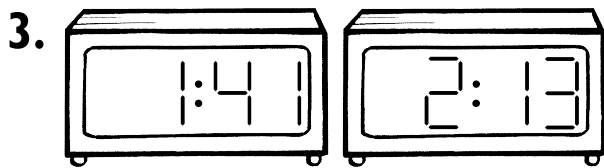
- Write how many minutes are between each pair of times.



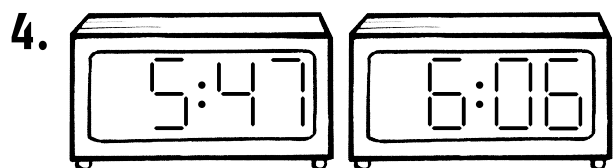
\_\_\_ minutes



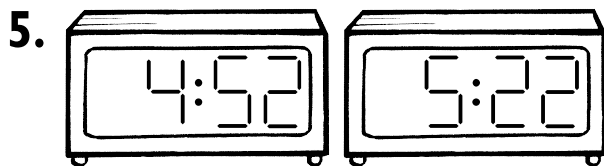
\_\_\_ minutes



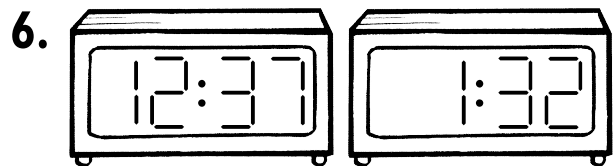
\_\_\_ minutes



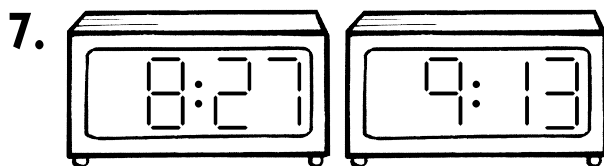
\_\_\_ minutes



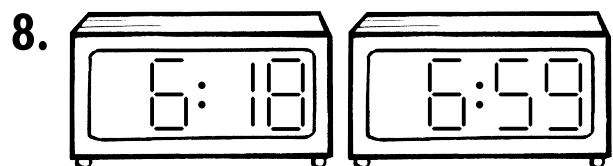
\_\_\_ minutes



\_\_\_ minutes



\_\_\_ minutes




\_\_\_ minutes

**NOW TRY THIS!**



- Write how long between these times in hours and minutes.



\_\_\_ hours \_\_\_ minutes



**Teachers' note** Provide the children with analogue clocks, with moveable, geared hands to help them find the time differences. Encourage them to find the hour time between the two given times and to see how many minutes before this hour the first clock shows and then how many minutes after the hour the second clock shows. Then they can add the two numbers of minutes.

100% New Developing Mathematics  
Understanding Shapes and  
Measures: Ages 8–9  
© A & C BLACK