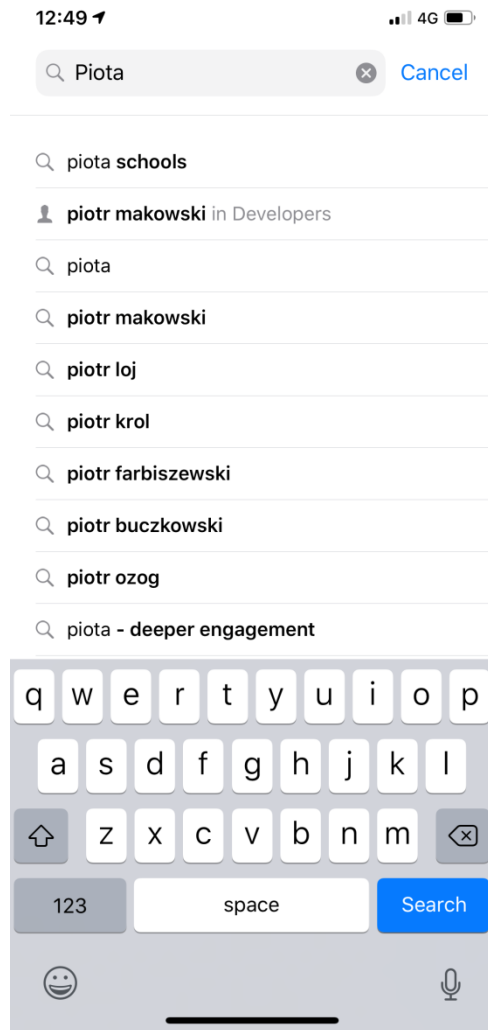


Re-installing the school app


If your school app has stopped working, please follow the steps below to download and install the new version.

The screenshots are taken using an Apple Iphone however the same process can be undertaken using the google play store on android. Windows mobile is not supported.


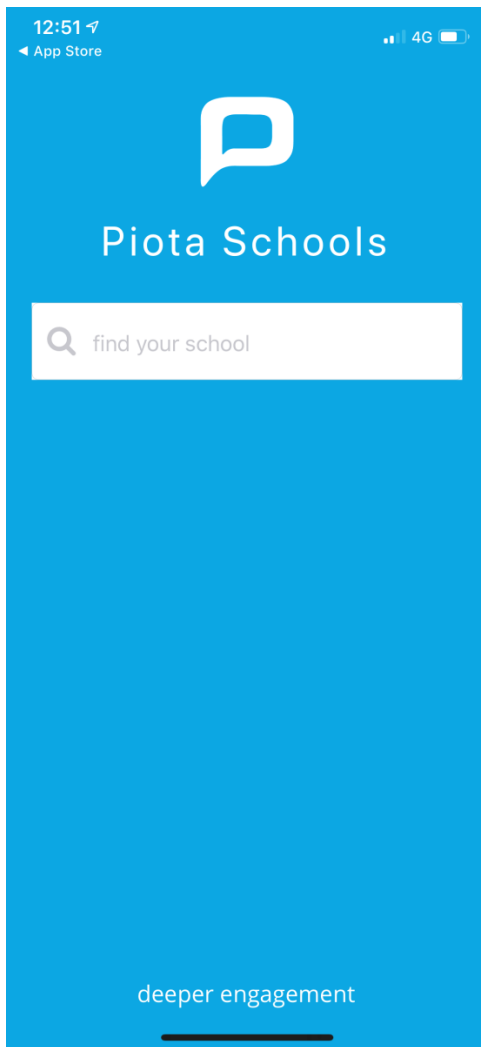
1. Open up your app store and search for, Piota.



2. Find the Piota Schools app and click Get/Install.



3. When the app has installed, open it and search for Spen Valley.



4. You will be prompted by the app to allow permissions. Click set up now and then allow. This will allow notifications to be sent to your phone.

